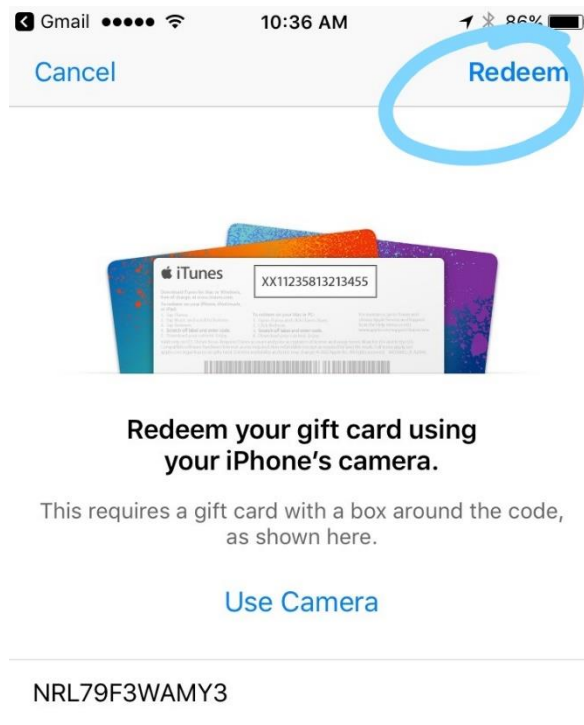


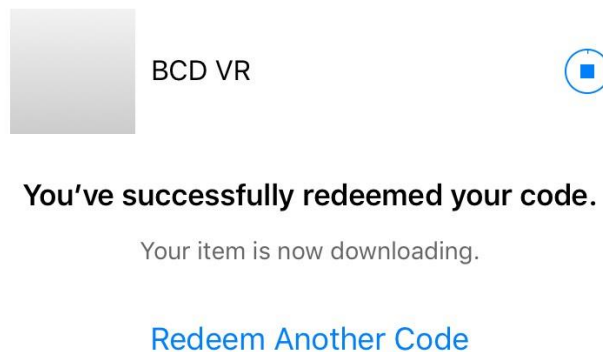
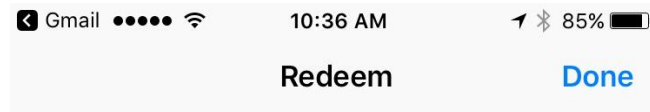
To download the BCD App (Apple Version):

1. Prior to downloading our BCD App, ensure there is enough space on your phone to hold an app that is 700 MB. Also, please make sure for the download process, you are connected to a WiFi network. The length of the download time will vary- being connected to a WiFi network will expedite the process.
2. Click the link from the email sent to you by a GN representative on your iPhone or iPad.
3. You should be automatically sent to a landing page to begin the download.
4. Select Redeem in the top right corner.



5. Based on your security settings, you will most likely be prompted to either:
 - a. Enter the Apple ID/password associated with the phone/tablet
 - b. Use your fingerprint to login to your Apple ID

6. Once entered, the app should begin to download automatically. The prompt will read: “You’ve successfully redeemed your code. The item is now downloading.”
 - a. Please note: each download code can only be redeemed one time. Allow the app to download continuously and uninterrupted to avoid any issues. If for some reason you ever receive an error code that the link has already been redeemed, please contact your GN representative and they will assign you a new code.



7. You will see the BCD VR app downloading at the top of the landing page. A blue circle will gradually start to appear around the blue square. When the circle is complete, the app has been fully downloaded.
8. Once the app has fully downloaded, you can click done and begin exploring the BCD VR app!
 - a. Please note: because of its size, the app may take a few minutes to download. Based on bandwidth and WiFi connection, the app could take anywhere from 5-20 minutes to download.